



## SLOVAKIA – Country Profile



<b>Capital:</b>	Bratislava
<b>Population:</b>	5,4 millions
<b>Surface area:</b>	49.035 km <sup>2</sup>
<b>Language:</b>	Slovak
<b>Currency:</b>	Euro
<b>Membership:</b>	EU, NATO, OECD, UN, WTO

**Neighbouring countries:** Czech Republic, Austria, Hungary, Poland, Ukraine

**Population by religion:** Christians (84.1%) of which:  
- Roman Catholic (68.9%),  
- Protestant (6.9%),  
- Greek Catholic (4.1%)



## SLOVAKIA ON THE PATH OF INTEGRATION

- 1 January 1993 – birth of Slovak Republic
- 14 December 2000 – accession to the OECD
- 29 March 2004 - NATO membership
- 1 May 2004 – European Union membership
- 21 December 2007 – member of Schengen area
- 1 January 2009 – joining the eurozone





## Macroeconomic indicators

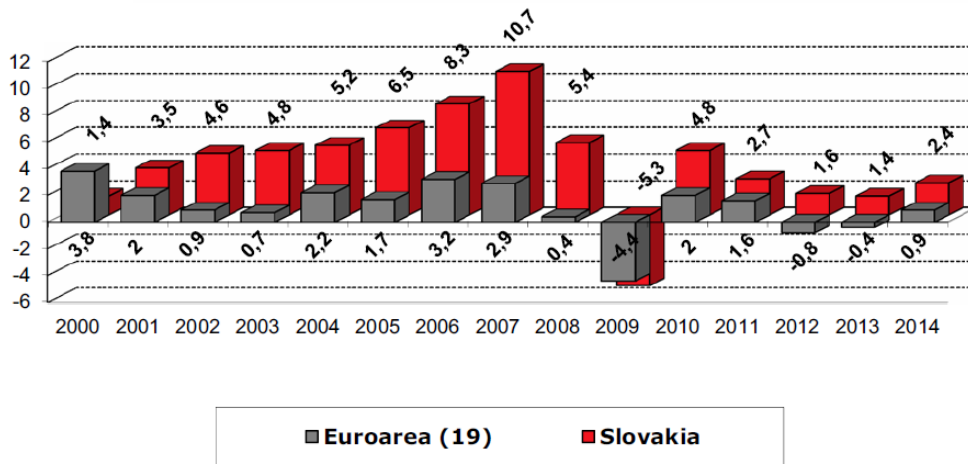


GDP growth (2014)	2,4 %
GDP per capita (2014 <sup>***</sup> )	18 454 USD
Average inflation rate HICP (2014 <sup>**</sup> )	-0,1 %
Gross government debt (2014 <sup>**</sup> )	53,6 % GDP
General government deficit (2014 <sup>**</sup> )	-2,9 % HDP
Average monthly wage (2014 <sup>*</sup> )	858 €
Average unemployment rate (Feb 2015 <sup>**</sup> )	12,3 %

\* Statistical Office of the Slovak Republic  
\*\* Eurostat  
\*\*\* IMF



## SLOVAKIA'S GDP GROWTH COMPARED WITH EUROAREA



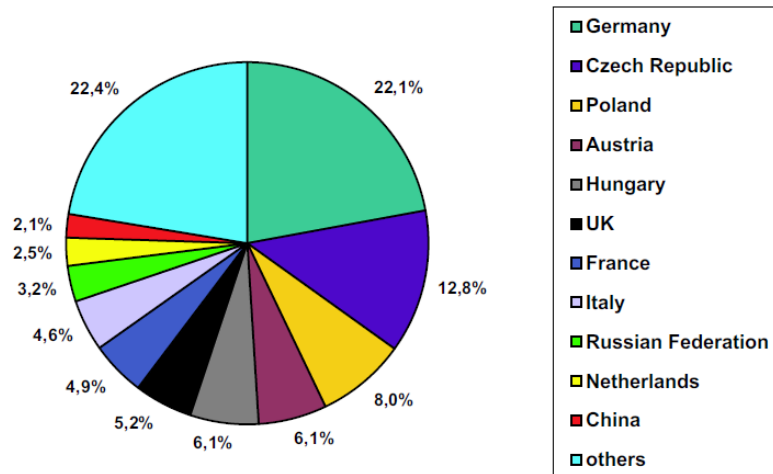
Source: EUROSTAT



## Main Trade Partners of Slovakia – Exports 2014

84,1 % of Slovak exports go to the EU-member states.

The share of Slovak export to Finland was 0,3 % of the total exports.



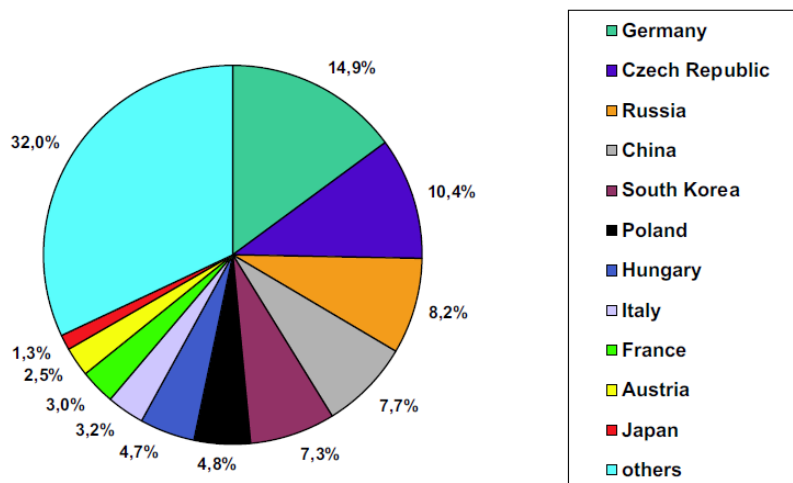
Source: Statistical Office of the Slovak Republic



## Main Trade Partners of Slovakia – Imports 2014

63,7 % of the total Slovak imports come from the EU countries.

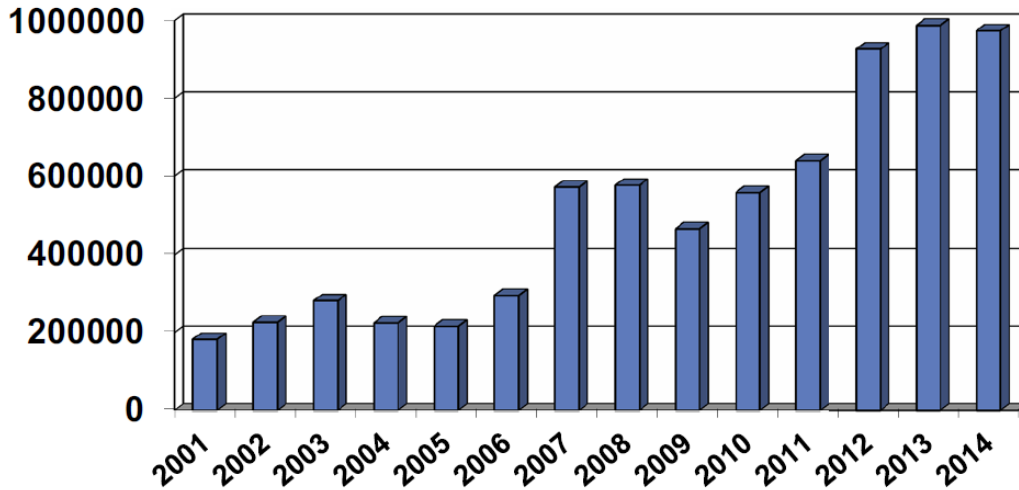
The share of Slovak imports from Finland was 0,2 % of the total imports.



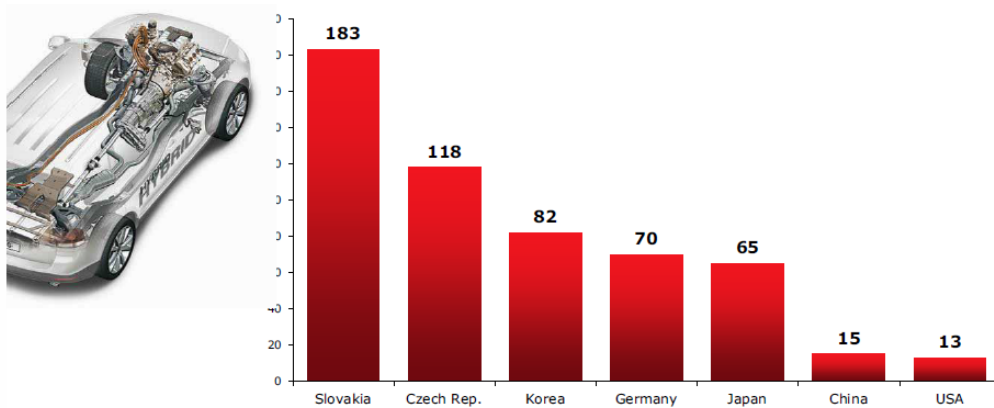
Source: Statistical Office of the Slovak Republic



## Cars production in Slovakia (2001-2014)

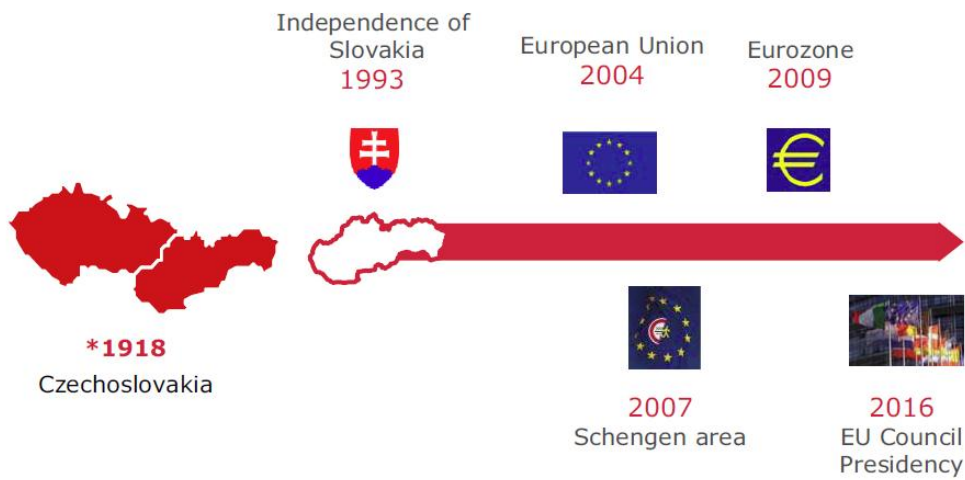


## Cars production in the world per 1000 people in 2014



**1<sup>st</sup> Place in the world 2014**  
183 cars/1000 inhabitants

## Slovakia: Economically Integrated in EU



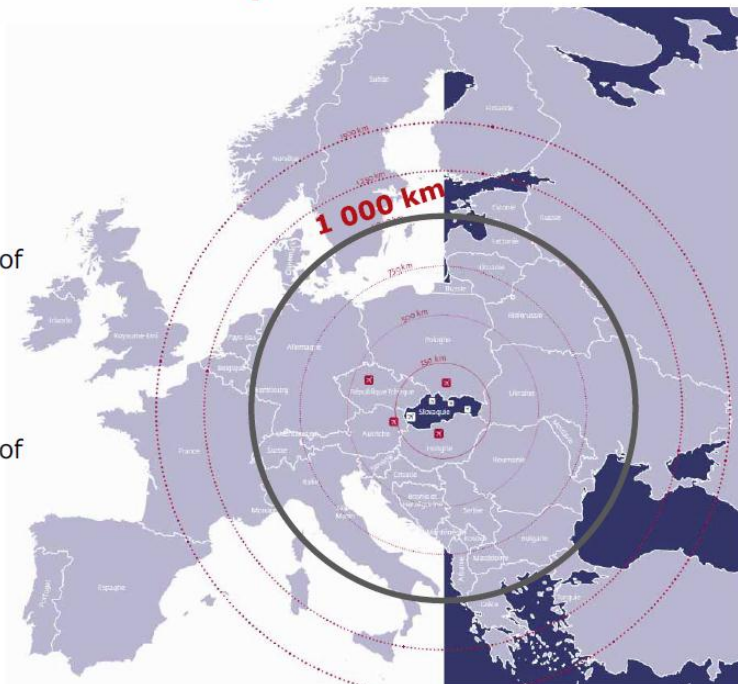
European Commission predicts Slovakia to be the 4<sup>th</sup> fastest growing EU member

**S A R I O**  
Slovak Investment  
and Trade Development Agency

## Slovakia: Strategic Position with Export Potential

**300 million**  
clients in radius of  
**1 000 km**

**600 million**  
clients in radius of  
**2 000 km**



Source: World Resources Institute